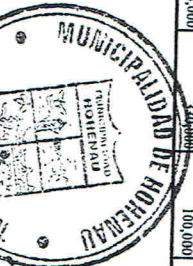


# EJECUCION PRESUPUESTARIA POR OBJETO DE GASTOS

Código	Cuenta Descripción	Presup. Inicial	Modificaciones	Presup. Actual	Anulado Anterior	Suplemente	3º Cuatrimestre	Noviembre	Diciembre	Anulado Cuatrimestre	Obligado	Saldo Presup.	Pagado	Oblig. P. P.
100	<b>TOTAL DE GASTOS</b>	10,131,039,143	5,473,864,700	15,604,903,843	5,863,429,202	1,096,559,600	811,555,379	1,360,976,188	703,458,833	6,171,797,324	12,035,137,000	3,589,760,897	11,089,376,836	945,760,370
100.110	<b>GASTOS CORRIENTES</b>	6,179,716,802	1,579,220,230	7,758,937,032	4,228,999,229	624,784,195	441,740,878	655,620,672	703,458,833	2,425,604,578	6,654,603,807	1,104,333,225	6,567,136,144	87,467,663
100.110.10	<b>SERVICIOS PERSONALES</b>	2,746,305,320	533,391,016	3,289,696,336	1,787,076,882	240,964,166	223,993,331	229,768,702	368,268,708	1,066,015,307	2,853,092,189	436,604,147	2,844,240,189	8,852,000
100.110.110	<b>Sueldos</b>	1,059,380,000	31,000,000	1,090,380,000	647,907,322	85,385,500	84,585,000	83,835,000	131,970,000	385,775,800	1,033,582,322	56,797,678	1,033,582,322	-
100.110.110.001	Dietas	555,120,000	-	586,120,000	343,807,322	47,385,000	46,585,000	45,835,000	47,710,000	189,515,000	533,322,322	52,797,678	533,322,322	-
100.110.110.002	Gastos de Representación	403,200,000	-	403,200,000	268,800,000	33,600,000	33,600,000	33,600,000	33,600,000	134,400,000	48,800,000	48,800,000	48,800,000	-
100.110.110.003	Aguinaldo	52,800,000	-	52,800,000	33,200,000	4,400,000	2,400,000	2,400,000	2,400,000	13,600,000	48,800,000	4,000,000	48,800,000	-
100.120	<b>Remuneraciones Temporales</b>	48,260,000	-	48,260,000	-	-	-	-	48,260,000	48,260,000	3,000,000	-	48,260,000	-
100.120.123	Remuneración Extraordinaria	-	3,000,000	3,000,000	-	-	-	-	-	-	3,000,000	-	3,000,000	-
100.130	<b>Asignaciones Complementarias</b>	236,162,220	3,000,000	340,162,220	3,000,000	-	-	30,928,769	30,782,980	94,374,487	266,300,505	46,672,731	259,448,505	6,852,000
100.130.133	Bonificaciones y Gratificaciones	30,000,000	76,811,016	312,973,226	171,926,018	18,948,486	13,714,252	17,155,380	10,157,590	32,414,850	96,302,622	24,508,254	96,302,622	-
100.130.133.001	Aporte Jubilatorio del Empleador	206,162,220	90,811,016	120,811,016	63,887,912	5,101,880	5,101,880	13,773,389	20,623,390	61,959,637	169,997,743	22,164,477	169,997,743	-
100.140	<b>Personal Contratado</b>	1,387,283,100	383,580,000	1,770,863,100	921,678,378	133,110,680	113,009,839	115,113,071	199,245,728	560,479,318	1,482,157,696	288,705,404	1,480,157,696	2,000,000
100.140.144	Jornales	535,762,500	337,530,000	873,292,500	487,803,260	78,268,047	73,042,206	44,271,187	86,509,557	282,091,997	769,893,257	103,397,243	769,893,257	-
100.140.144.001	Jornales - Royalties	535,762,500	-	535,762,500	-	-	-	-	-	-	-	-	-	-
100.140.145	Honorarios Profesionales	663,860,600	183,660,000	847,520,600	120,507,470	18,042,633	19,087,633	51,030,884	81,156,171	47,170,000	167,677,470	136,975,631	167,677,470	-
100.140.145.001	Honorarios Profesionales - Royalties	187,660,000	125,050,000	312,710,000	30,800,000	6,800,000	13,180,000	11,310,000	15,880,000	47,170,000	15,700,000	15,982,530	47,170,000	-
100.190	<b>Otros Gastos del Personal</b>	63,480,000	49,000,000	112,480,000	42,665,164	3,520,000	12,684,440	2,912,062	6,270,000	25,386,502	68,051,666	44,428,334	68,051,666	-
100.190.191	Subsidio para la Salud	42,000,000	19,000,000	61,000,000	16,191,666	2,320,000	2,820,000	2,770,000	5,270,000	13,380,000	29,571,666	12,428,334	29,571,666	-
100.190.199	Otros Gastos del Personal	21,480,000	30,000,000	51,480,000	26,473,498	1,200,000	9,864,440	142,062	1,000,000	12,006,502	38,480,000	2,000,000	38,480,000	-
200	<b>SERVICIOS NO PERSONALES</b>	782,120,559	214,709,000	996,829,559	574,448,109	76,815,239	72,004,955	40,133,092	78,580,111	267,542,397	841,990,506	154,830,653	840,790,506	1,200,000
200.210	<b>SERVICIOS BÁSICOS</b>	85,000,000	20,200,000	105,200,000	61,090,079	3,371,894	7,306,555	10,101,697	5,524,411	26,304,657	87,394,736	17,805,264	87,394,736	-
200.210.210	Servicios Básicos	85,000,000	20,200,000	105,200,000	61,090,079	3,371,894	7,306,555	10,101,697	5,524,411	26,304,657	87,394,736	17,805,264	87,394,736	-
200.220	<b>Transporte y Almacenaje</b>	10,000,000	23,000,000	33,000,000	19,820,000	300,000	7,900,000	1,000,000	1,000,000	9,200,000	29,020,000	3,980,000	29,020,000	-
200.220.220	Transporte y Almacenaje	10,000,000	23,000,000	33,000,000	19,820,000	300,000	7,900,000	1,000,000	1,000,000	9,200,000	29,020,000	3,980,000	29,020,000	-
200.230	<b>Prendas y Viajes</b>	15,000,000	20,000,000	35,000,000	15,362,705	6,274,200	3,400,000	4,963,095	1,880,000	15,817,295	31,180,000	3,820,000	31,180,000	-
200.230.230	Prendas y Viajes	15,000,000	20,000,000	35,000,000	15,362,705	6,274,200	3,400,000	4,963,095	1,880,000	15,817,295	31,180,000	3,820,000	31,180,000	-
200.240	<b>Gasos por Servicios de Aseo, Mantenimiento y Reparaciones</b>	547,120,559	81,000,000	628,120,559	350,953,262	54,380,620	41,684,500	47,791,800	19,357,800	86,963,520	507,820,782	120,299,777	507,820,782	-
200.240.240	Gasos por Servicios de Aseo, Mantenimiento y Rep.	361,112,000	(34,000,000)	327,112,000	240,042,262	36,190,620	18,414,500	13,000,600	28,434,000	69,904,000	180,815,000	106,218	180,815,000	-
200.240.240.001	Gasos por Servicios de Aseo, Mantenimiento y Rep.	186,008,559	18,000,000	204,008,559	110,911,000	18,200,000	23,270,000	13,000,600	19,357,800	69,904,000	120,299,777	106,218	120,299,777	-
200.260	<b>Servicios Técnicos y Profesionales</b>	94,000,000	18,000,000	112,000,000	79,791,690	5,861,000	6,748,000	7,201,000	9,750,900	109,342,590	82,624,590	375,410	109,342,590	-
200.260.260	Servicios Técnicos y Profesionales	94,000,000	18,000,000	112,000,000	79,791,690	5,861,000	6,748,000	7,201,000	9,750,900	109,342,590	82,624,590	375,410	109,342,590	-
200.260.260.001	Servicios Técnicos y Profesionales - Royalties	43,000,000	20,000,000	63,000,000	26,454,000	6,617,525	2,485,800	11,842,000	25,812,025	70,732,398	1,767,602	70,732,398	1,767,602	-
200.260.260.002	Otros Servicios en General	50,000,000	30,000,000	80,000,000	53,337,690	5,861,000	6,748,000	7,201,000	9,750,900	109,342,590	82,624,590	375,410	109,342,590	-
200.280	<b>Servicios de Ceremonial</b>	20,000,000	25,500,000	45,500,000	29,814,633	2,489,950	1,595,300	1,477,700	10,039,500	15,572,450	45,387,073	1,654,675	45,387,073	-
200.280.280	Servicios de Ceremonial	20,000,000	25,500,000	45,500,000	29,814,633	2,489,950	1,595,300	1,477,700	10,039,500	15,572,450	45,387,073	1,654,675	45,387,073	-
200.280.280.001	Servicios de Capacitación y Adiestramiento	10,000,000	-	10,000,000	2,520,000	2,520,000	2,480,000	1,500,000	3,980,000	6,500,000	3,500,000	6,500,000	3,500,000	-
200.280.280.002	Capacitación del Personal	10,000,000	-	10,000,000	2,520,000	2,520,000	2,480,000	1,500,000	3,980,000	6,500,000	3,500,000	6,500,000	3,500,000	-
200.290	<b>BIENES DE CONSUMO E INSUMOS</b>	793,160,057	98,167,523	891,327,580	407,145,737	27,123,200	2,480,000	55,730,390	105,794,293	270,292,143	677,937,880	213,389,700	656,097,460	-
200.290.291	Prendas y Vestuario	25,000,000	3,000,000	28,000,000	27,424,000	330,000	100,000	100,000	1,500,000	3,980,000	27,854,000	146,000	27,854,000	-
300.320		25,000,000	3,000,000	28,000,000	27,424,000	330,000	100,000	100,000	1,500,000	3,980,000	27,854,000	146,000	27,854,000	-




*Artin O. Scheid*  
Directivo Contables y Administrativos  
7835119

*Franisco Morales*  
Intendente Municipal de Hohenan

Nº3

300.330.	300.330.330.30.001	Productos de Papel, Carton e Impresos	50,000,000	37,000,000	87,000,000	44,143,450	9,241,550	6,013,000	17,140,250	456,500	32,851,300	76,994,750	10,005,250	76,994,750
300.330.	300.330.330.30.011	Productos de Papel, Carton e Impresos Varios	77,000,000	27,000,000	10,000,000	44,143,450	9,241,550	6,013,000	17,140,250	456,500	32,851,300	76,994,750	10,005,250	76,994,750
300.340.	300.340.340.30.001	Bienes de Consumo de Oficinas e Insumos	55,000,000	10,000,000	10,000,000	52,811,510	9,464,990	7,590,800	5,284,500	2,848,200	25,188,490	78,000,000	10,000,000	78,000,000
300.340.	300.340.340.30.011	Bienes de Consumo de Oficinas e Insumos	55,000,000	10,000,000	10,000,000	52,811,510	9,464,990	7,590,800	5,284,500	2,848,200	25,188,490	78,000,000	10,000,000	78,000,000
300.350.	300.350.350.30.001	Productos e Instrumentales Químicos y Medicinales	10,000,000	6,000,000	16,000,000	8,890,680	683,600	3,985,000	1,022,180	1,418,540	7,109,320	16,000,000	16,000,000	16,000,000
300.360.	300.360.360.30.001	Combustibles y Lubrificantes	10,000,000	6,000,000	16,000,000	8,890,680	683,600	3,985,000	1,022,180	1,418,540	7,109,320	16,000,000	16,000,000	16,000,000
300.360.	300.360.360.30.011	Combustibles y Lubrificantes (Royalties)	110,000,000	197,950,000	215,000,000	198,912,927	3,230,200	29,452,450	1,412,800	19,926,873	54,122,232	214,313,861	686,139	214,313,861
300.390.	300.390.390.30.011	Otros Bienes de Consumo	193,310,327	92,950,000	286,260,327	38,221,420	4,172,860	32,255,510	24,399,440	45,660,170	102,813,120	141,354,540	144,725,787	119,684,120
300.390.	300.390.390.30.001	Otros Bienes de Consumo	349,897,730	(229,200,000)	80,149,730	40,183,139	4,172,860	2,149,500	6,471,220	35,484,010	20,377,290	62,680,000	19,389,001	62,680,000
800.830.	800.830.831.30.001	TRANSFERRENCIAS	40,000,000	50,917,523	50,917,523	1,133,239	-	-	-	27,900,000	-	-	-	-
800.830.	800.830.831.30.001	Otros Transferrencias Corrientes al Sector Publico o Privado	1,841,130,866	712,961,691	2,554,092,557	1,444,589,163	277,604,391	63,452,468	325,060,288	150,806,721	817,831,868	2,262,421,031	291,671,526	2,206,855,788
800.830.	800.830.833.30.001	Transferrencias a Municipalidades (Menores Recursos)	539,200,000	(79,280,000)	468,920,000	368,571,163	20,594,142	13,774,464	11,342,502	24,595,125	70,306,233	438,877,396	30,042,604	426,355,693
800.830.	800.830.834.30.001	Otras Transferrencias al Sector Publico y Org. Regionales	48,000,000	(99,050,000)	8,950,000	-	-	-	-	-	-	-	-	-
800.830.	800.830.839.30.001	Otras Transferrencias Corrientes al Sector Publico o Privado	240,000,000	(11,500,000)	228,500,000	183,718,932	10,297,071	6,887,232	5,671,251	12,154,807	35,010,361	218,729,313	770,687	212,611,217
800.840.	800.840.841.30.001	Beccas	1,200,000	770,000	11,970,000	1,333,239	10,297,071	6,887,232	5,671,251	12,154,807	35,010,361	218,729,313	10,551,230	1,133,239
800.840.	800.842.30.001	Aportes a Entidades Educativas e Inst. sin fines de lucro	60,000,000	25,000,000	83,000,000	54,013,710	257,010,349	49,678,004	314,625,786	126,211,596	747,528,634	1,823,543,635	261,628,922	1,780,500,095
800.840.	800.842.30.007	Subsidio y Asistencia Social a Personas y Familias del Sector Privado	95,000,000	229,050,000	739,075,280	443,174,280	113,324,976	35,301,442	45,944,696	99,309,482	295,880,596	739,054,876	20,404	703,991,336
800.840.	800.848.30.003	Transferrencias Para Complemento Nutricional en Escuelas Publicas	575,905,586	(4,000,000)	91,000,000	60,751,810	12,305,799	2,927,300	5,958,850	8,890,000	90,733,759	266,241	854,415,000	90,733,759
800.840.	800.849.30.001	Otras Transferrencias Corrientes - OPACI	70,000,000	(11,000,000)	59,000,000	42,718,200	127,740,800	2,010,000	232,956,000	7,970,000	380,696,800	54,340,000	4,660,000	854,415,000
900.910.	900.910.910.30.001	OTROS GASTOS	17,000,000	10,000,000	27,000,000	15,739,338	2,277,199	145,664	1,000,000	1,000,000	3,422,863	19,162,201	7,837,799	19,162,201
900.910.	900.910.910.30.001	Gastos Judiciales	2,000,000	-	2,000,000	-	-	-	-	-	1,145,664	1,145,664	854,336	1,145,664
900.920.	900.920.920.30.001	Devolucion de Imp. Y Otros Ingresos no Tributarios	15,000,000	10,000,000	25,000,000	15,739,338	2,277,199	145,664	1,000,000	1,000,000	2,277,199	18,016,537	6,983,463	18,016,537
900.920.	900.920.920.30.001	GASTOS DE CAPITAL	15,000,000	10,000,000	25,000,000	15,739,338	2,277,199	145,664	1,000,000	1,000,000	2,277,199	18,016,537	6,983,463	18,016,537
400.	400.420.	BIENES DE CAMBIO	3,981,322,341	3,894,644,470	7,845,966,811	1,634,430,053	471,775,405	369,814,501	705,355,516	2,199,157,924	3,746,103,346	5,380,533,999	2,465,433,412	4,522,240,692
400.	400.420.420.30.001	Minerales	60,000,000	60,000,000	60,000,000	-	-	-	-	-	-	60,000,000	60,000,000	60,000,000
400.	400.420.420.30.011	Minerales	50,000,000	50,000,000	50,000,000	-	-	-	-	-	-	50,000,000	50,000,000	50,000,000
500.	500.510.	INVERSION FISICA	3,501,322,341	2,283,932,391	5,785,254,732	1,432,020,141	1,099,999,999	1,883,366,989	297,605,666	457,891,642	1,261,347,928	2,205,212,225	2,148,022,366	2,878,939,659
500.	500.510.511.30.011	Tierras y Torronos	-	110,000,000	110,000,000	109,999,999	109,999,999	109,999,999	-	-	109,999,999	109,999,999	109,999,999	109,999,999
500.	500.520.	Construcciones	2,691,322,341	1,422,521,213	4,113,843,554	841,716,027	151,594,989	288,962,666	147,764,142	683,550,428	1,271,872,225	2,113,588,252	2,000,258,302	2,862,245,207
500.	500.520.520.30.001	Construcciones de Obras de Uso Publico - FONACIDE	440,608,000	100,000,000	540,668,000	282,200,000	82,130,004	37,239,236	776,801,375	696,190,635	978,390,635	540,668,000	717,094,233	261,296,402
500.	500.520.521.30.003	Construcciones - Royalties	1,266,113,034	988,270,114	2,254,383,148	2,254,383,148	2,254,383,148	2,254,383,148	2,254,383,148	2,254,383,148	2,254,383,148	2,254,383,148	2,254,383,148	2,254,383,148
500.	500.530.	Adquisicion de Maq. y Herramientas en General	984,341,207	334,251,099	1,318,292,406	559,516,027	151,294,989	206,832,662	110,504,886	106,759,053	575,681,590	1,135,197,617	183,594,789	4,386,805
500.	500.530.530.30.011	Adquisicion de Maq. y Herramientas en Genral - Royalties	530,000,000	330,000,000	850,000,000	244,239,000	179,377,500	-	179,377,500	418,547,500	597,925,000	842,164,000	7,836,000	418,547,500
500.	500.540.	Adquisicion de Equipos de Oficia y Computacion	130,000,000	320,000,000	320,000,000	244,239,000	179,377,500	-	179,377,500	418,547,500	597,925,000	842,164,000	7,836,000	418,547,500
500.	500.540.540.30.011	Adquisicion de Equipos de Oficia y Computacion - Royalties	50,000,000	41,411,178	171,411,178	89,541,000	13,935,000	8,643,000	-	22,578,000	112,119,000	112,119,000	59,292,178	112,119,000
500.	500.540.543.30.003	Adquisicion de Equipos de Computacion - FONACIDE	80,000,000	41,411,178	121,411,178	72,460,000	13,935,000	8,643,000	-	22,578,000	112,119,000	112,119,000	59,292,178	112,119,000

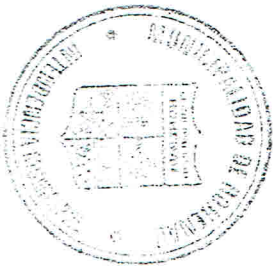
Martin O. Scheid  
Ciencias Contables y  
Administrativos  
C.C. 763524 - 9



Francisco Morales  
Intendente Municipal

500,580,	Estudios y Proyectos de Inversión	80,000,000	335,000,000	415,000,000	30,584,115	22,837,000	-	130,750,000	150,250,000	312,837,000	343,421,115	71,578,885	269,921,115	73,500,000
500,580,580,30,011	Estudios y Proyectos de Inversión - Royalties	80,000,000	335,000,000	415,000,000	30,584,115	22,837,000	-	130,750,000	150,250,000	312,837,000	343,421,115	71,578,885	269,921,115	73,500,000
500,590,	Otros Gastos de Inversión - Reparaciones Mayores	70,000,000	55,000,000	125,000,000	115,940,000	-	-	-	-	-	115,940,000	9,060,000	115,940,000	-
500,590,590,30,011	Otros Gastos de Inversión y Reparaciones Mayores - Royalties	70,000,000	55,000,000	125,000,000	115,940,000	-	-	-	-	-	115,940,000	9,060,000	115,940,000	-
800,	TRANSFERENCIAS	450,000,000	1,400,513,854	1,850,513,854	140,560,440	235,947,195	72,208,835	211,867,958	933,438,568	1,453,462,556	1,594,022,996	256,490,858	1,494,022,996	100,000,000
800,870,	Transferencias de Capital al Sector Privado	450,000,000	1,400,513,854	1,850,513,854	140,560,440	235,947,195	72,208,835	211,867,958	933,438,568	1,453,462,556	1,594,022,996	256,490,858	1,494,022,996	100,000,000
800,870,871,30,001	Transferencias de Capital al Sector Privado	150,000,000	171,231,432	321,231,432	21,000,000	-	-	21,867,958	114,580,000	114,580,000	135,580,000	185,651,432	135,580,000	-
800,870,871,30,011	Transferencias de Capital al Sector Privado (Royalties)	300,000,000	1,229,282,422	1,529,282,422	119,560,440	235,947,195	72,208,835	190,000,000	818,858,568	1,338,882,556	1,458,442,996	70,839,426	1,358,442,996	-
900,	OTROS GASTOS	-	150,198,225	150,198,225	61,849,472	47,461,221	-	35,595,916	4,371,428	87,428,565	149,278,037	920,188	149,278,037	-
900,980,	Deudas Pendientes de Pago de Gastos de Capital de Ejerc. Ant.	-	150,198,225	150,198,225	61,849,472	47,461,221	-	35,595,916	4,371,428	87,428,565	149,278,037	920,188	149,278,037	-
900,980,980,30,011	Deudas Pend. de Pago Gastos de Capital Ejerc. Anteriores (Royalties)	-	30,198,225	30,198,225	30,198,225	-	-	-	-	-	30,198,225	-	30,198,225	-
900,980,980,30,003	Deudas Pend. de Pago de Gastos de Capital Ejerc. Ant. FONACIDE	-	120,000,000	120,000,000	31,651,247	47,461,221	-	35,595,916	4,371,428	87,428,565	119,079,812	920,188	119,079,812	-

*[Signature]*  
**O. Scheid**  
 Gerente Contables y  
 Administrativos  
 P. C. 763524 - 9



*[Signature]*  
**Francisco Morales**  
 Intendente Municipal de Huancayo